

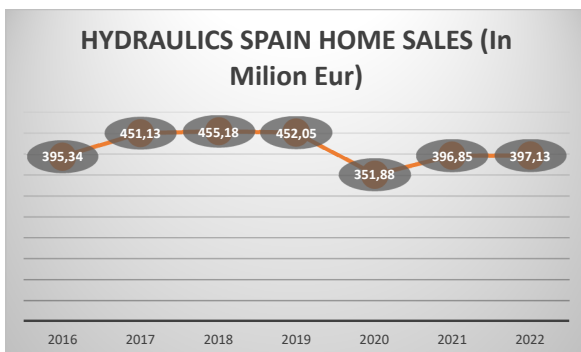
CETOP Market Outlook Web Conference

November, 17th 2023

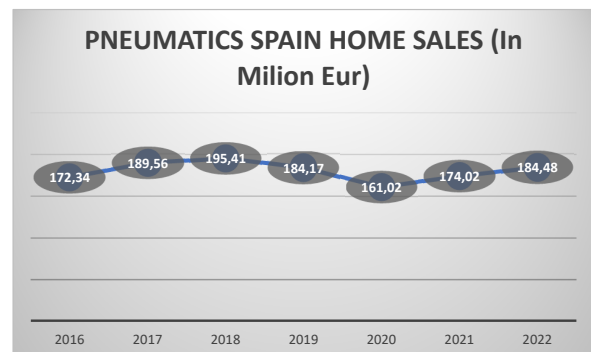


NATIONAL HOME SALES EVOLUTION

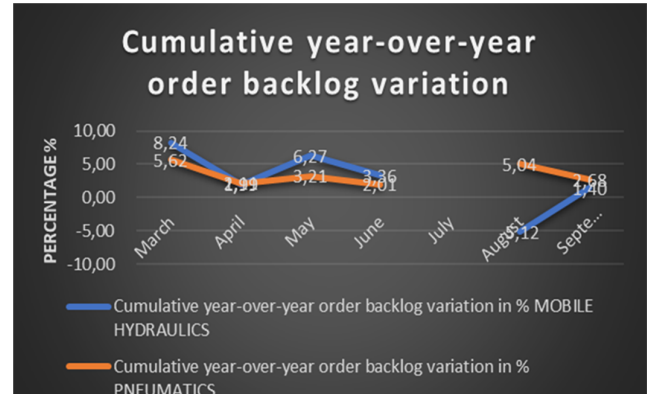
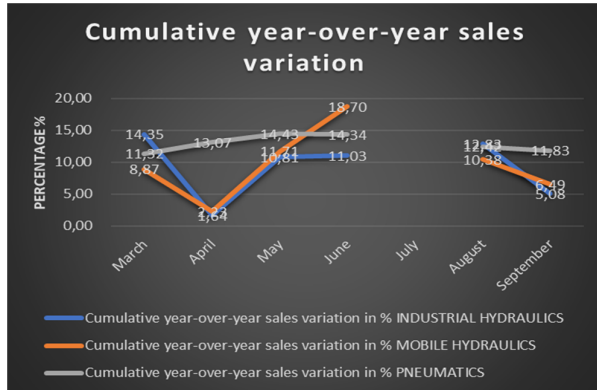
HYDRAULICS SPAIN HOME SALES (In
Milion Eur)



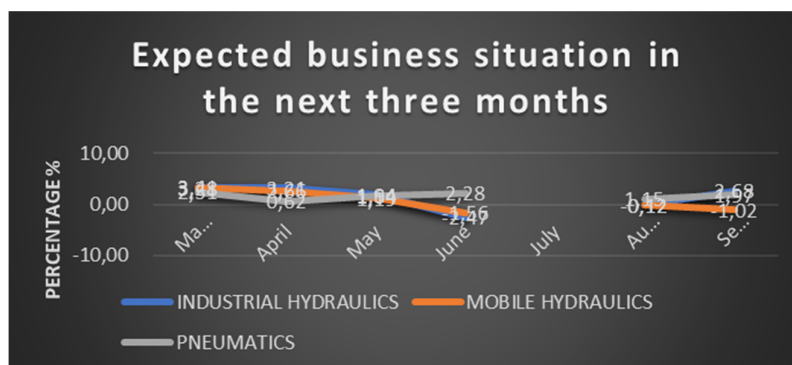
PNEUMATICS SPAIN HOME SALES (In
Milion Eur)



MONTHLY EXCHANGE ON TENDENCIES 2023



MONTHLY EXCHANGE ON TENDENCIES 2023



Positive Outlook for 2023
 After strong start, sales growth
 Is softening



CURRENT ISSUES

Inflationary pressures remain

High interest rates remain

Russia Ukraine war

Spanish political situation after elections in July

Moderately positive forecast for 2024



SPAIN MACROECONOMIC DATA

	2019	2020	2021	2022	2023
GDP (INTERANNUAL)	2,00%	-11,30%	5,50%	5,50%	1,80% 3rd QUARTER
DEBT (% GDP)	98,20%	120,40%	118,30%	113,06%	110,88% August
EXPORTS (% GDP)	23,95%	24,11%	26,63%	29,92%	
IMPORTS (% GDP)	26,63%	25,71%	29,45%	35,29%	
UNEMPLOYMENT	13,78%	16,13%	13,30%	12,90%	12,00% September
CPI	0,79%	-0,53%	6,50%	5,70%	3,50% October
IPI APRIL (INTERANNUAL)					-1,00% September
PMI (MANUFACTURING SECTOR)					46,50% August



THANK YOU

