

FEDERTEC



Economic situation & Fluid Power market in Italy

CETOP Market Outlook web conference

9th March 2023

Economic situation in Italy

OVERVIEW (% variations)

	2021	2022	2023
€ Gross Domestic Product	6,7	3,7	0,6
👤 Households consumption	5,2	3,1	-0,1
€ Gross fixed investment	16,5	10,2	2,4
📦 Export of goods and services	13,4	10,3	1,8
👥 Employment rate (ULA)	7,6	4,3	-0,1
📈 Customer Price Index	1,9	7,5	5,5

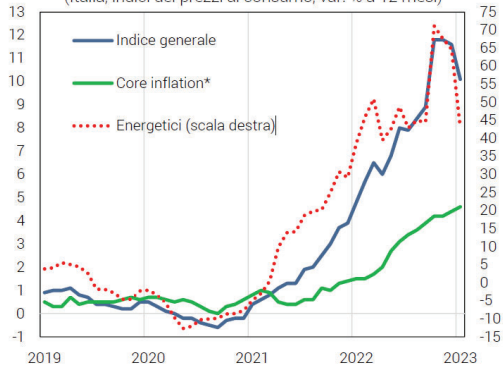
Source: ISTAT, CONFINDUSTRIA

* Forecast

Economic situation in Italy

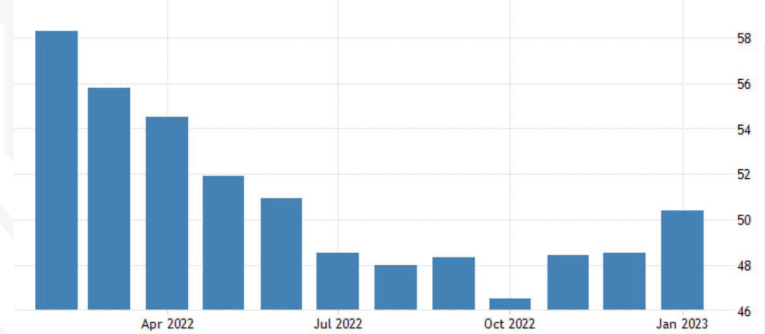
Inflation rate

L'inflazione totale continua a scendere, ma la core resta in aumento
(Italia, indici dei prezzi al consumo, var. % a 12 mesi)



Source: Confindustria, Trade Economics

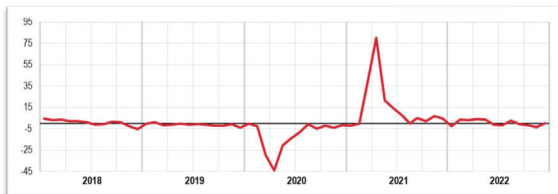
Italian Manufacturing PMI



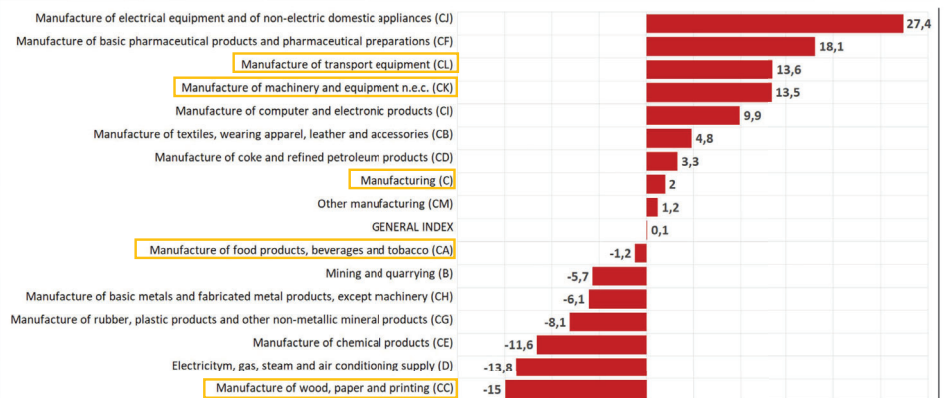
Industrial Production

INDUSTRIAL PRODUCTION, MONTH ON SAME MONTH PREVIOUS YEAR (%)

January 2018 – December 2022, calendar adjusted (index, 2015 = 100)



YEAR-ON-YEAR GROWTH RATE BY INDUSTRIAL GROUPINGS
December 2022, calendar adjusted (index, 2015 = 100)

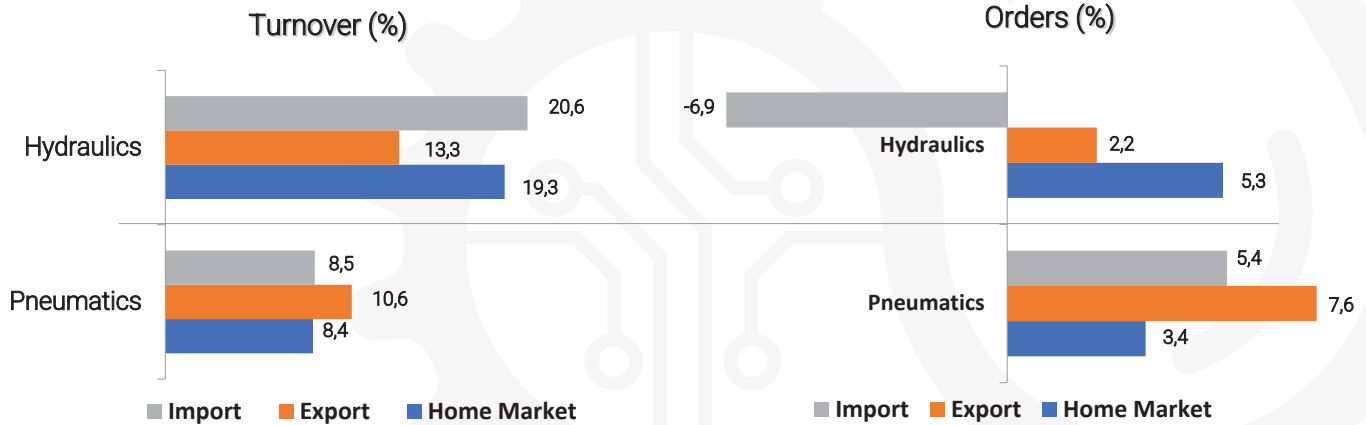


Source: ISTAT



Fluid Power Market in Italy

Quarterly Trend Survey January-December 2022 / January-December 2021



Fluid Power Home Market in Italy

Preliminary Data 2022

(mln €)

